

專業 用心 服務

專業 用心 服務



Asadal has been running one of the biggest domain and web hosting sites in Korea since May 1998
3,000,000 people have visited our website, www.asadal.com, for domain registration, web hosting. Asadal
one of the biggest domain and web hosting sites in Korea since May 1998 Sites in Korea since May
in Korea since May

氣動式 切削液油水淨化循環機

Air-Operated Oil- Water&Coolant Purifying Equipment

Operation & Maintenance
操作安裝手冊

經銷商/Distributor

冠佳科技有限公司
KING NICE Tech.Co.Ltd

42075 台中市 豐原區東陽路335號

886-4-2520-5630 FAX:886-4-2520-6080

No.335,Dongyang Rd.,Fengyuan Dist.,Taichung City 420,Taiwan(R.O.C)

service@kingnice.com.tw http://www.kingnice.com.tw

93%

Effective

浮油 · 雜質 · 水質問題

Purifying/Sludge Filter/Fresh

一次解決




Thank you for purchasing the Multi-Oil-Water&Coolant Purifying Equipment. Before you start using the Multi-Oil-Water&Coolant Purifying Equipment, please read the operation manual thoroughly for the correct methods of usage, especially the section on Safety.

This manual should be kept on hand for easy reference. It is your guide to a safe and efficient operation.

Contents	Names of parts and functions	8
	Installation Procedure	9-10
	Maintenance step	11
	Troubleshooting	13
	Specifications	14
	Troubleshooting -2	15-16
	Photos	17
Warranty contract documents	18	

Names of parts and functions

Multi-Oil-Water&Coolant Purifying



- ① Air inlet ② Water Inlet ③ Filter/Cartridge ④ Air volume adjusting ⑤ Air Switch
- ⑥ Oil drain valve ⑦ Water Outlet ⑧ Compressed air pressure ⑨ Level device
- ⑩ Oil drain windows ⑪ Level adjusting ⑫ Tank outlet

K-SV Standard type waste oil collect device (For CNC tank)



- SIZE:(L)100mmX(H)220mmX(W)70mm
- * Water level from: 110mm~220mm
- * Handle adjust (10mm~30mm)
- * Floating buoy.
- * White float buoy can cut short by yourself.

KN-SFL/KN-SFS Floating type (For CNC or Big tank)



- KN-SFL: ϕ 250mm/(H)150mm
- * Water level over 220mm
- * Floating ball can be adjusting up or down.



- KN-SFS: ϕ 170mm/(H)80mm

Installation Procedure

Step



1 Place a suitable location
Note the direction of the outlet.



2 Use a screwdriver to 1/2 suction pipe connected to filter.



3 Use a screwdriver to outlet pipe connected to the discharge valve.



4 Place outlet pipe on CNC water tank(Keep free flowing).



5 Connect air to intake valve.



6 Put suction pipe into CNC tank and open intake valve for suction, into internal tank.



7 Connection the oil collect device.



8 Put into CNC water tank.




9 Measuring CNC water tank level,adjust the oil collect device height.



10 Adding new coolant/ water into tank for normal water level.



11 Adjusting oil collect device for suction level.



12 Check the white floatation buoy on water surface for suction.



13 Look drain the oil window ,open the valve discharge of waste oil,using the bucket.



14 Adjust the Horizontal.



15 Confirm the filtering effect and check the manual.

Floating type



NOTE
Cartridge



1 Open the filter and clean.



2 Clean filter cartridge by week.



3 Cleaning filter cartridge by water or air gun.



4 Put the cartridge into filter and check the filter O-ring.



5 Replace the filter by locking.



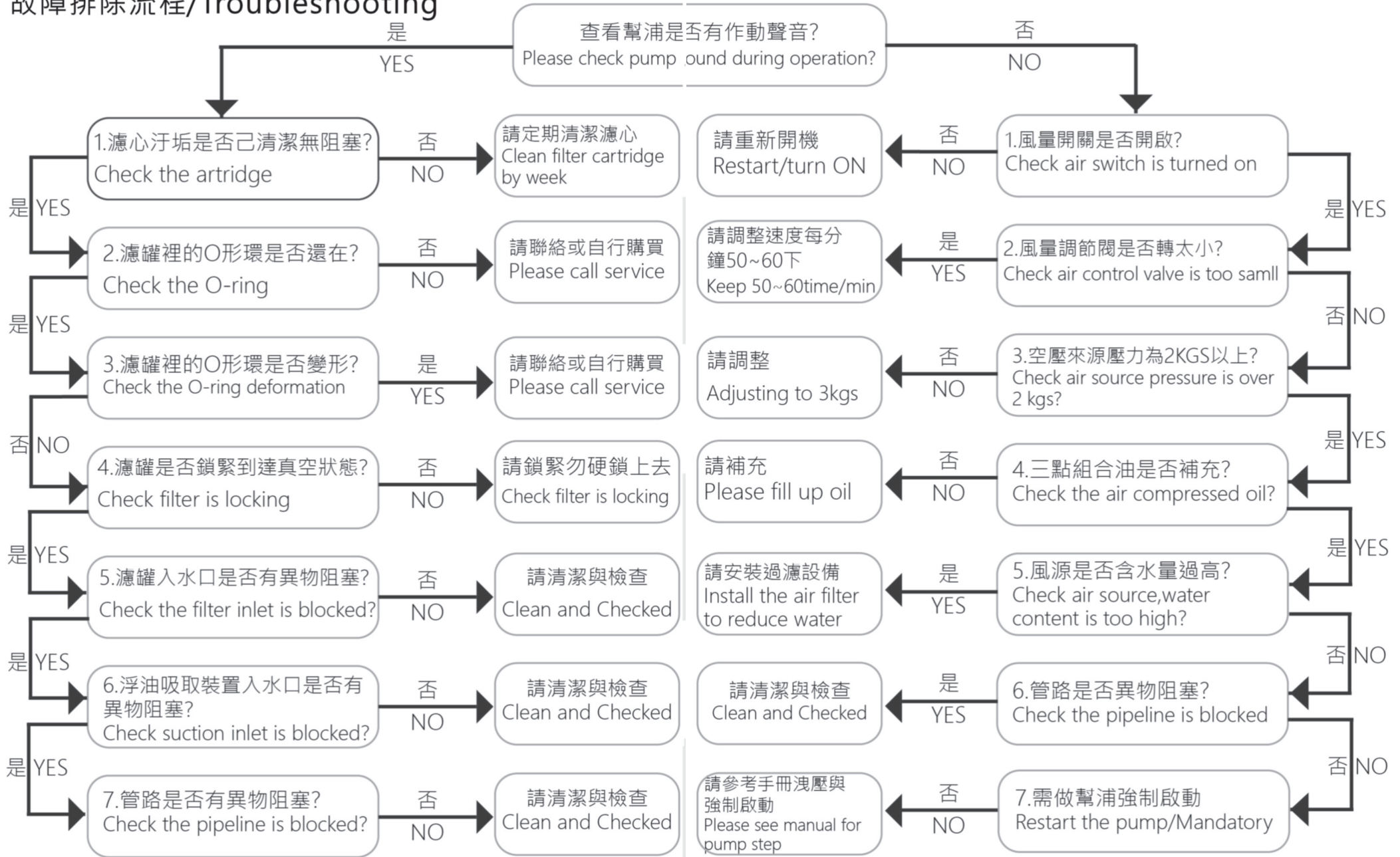
Checking the air compressed oil.

Filter Monitor Gauge
故障排除 Troubleshooting



狀況 Problem	原因/處理方式 Possible Cause/Action
 錯誤 Error	<ul style="list-style-type: none"> * 吸力降低 Oil collector device suction weaker. * 請確認濾罐是否鎖緊而達到真空 Check filter is locking. * 請檢查濾罐O型環是否遺失或變形 Check the O-ring. * 請檢查濾罐入水口(圖一紅圈處)或吸油座入口(圖二紅圈處)是否阻塞 Check the filter inlet is blocked. <div style="display: flex; justify-content: center; gap: 20px;">   </div> <ul style="list-style-type: none"> * 以上問題如未能排除,請參閱操作說明書P.6 (無法啟動水淨化循環機說明)
 正常 Suction Good	X
 阻塞 Suction Blocked	<ul style="list-style-type: none"> * 請清潔濾心 Clean filter cartridge by week.


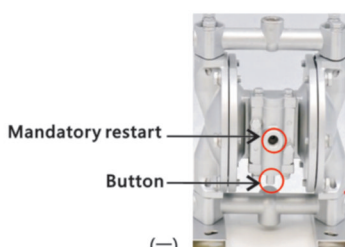
故障排除流程/Troubleshooting



Troubleshooting

If you encounter problems operating the Multi-Oil-Water&Coolant Purifying Equipment. Please check the following points for rectification.
If the problems persist, please switch off the Multi-Oil-Water&Coolant Purifying Equipment, disconnect the power adaptor from the electrical outlet and contact the KING NICE Service Center for servicing.

Do not disassemble or attempt to repair the Multi-Oil-Water&Coolant Purifying Equipment yourself. Doing so will void the warranty and KING NICE will not be responsible for any subsequent consequences.

Problem	Possible Cause / Action
* Pump sound during operation.	* These sounds are the result of mechanical structure and not malfunction.
* Oil collector device suction weaker. 	* Check the cartridge. * Check the filter inlet is blocked. (一)(二) * Check filter is locking. * Check the O-ring.
* The Multi-Oil-Water & Coolant Purifying pump Equipment will not start. 	* Turn off the air intake valve and restart. * Check the air pressure to 2kgs. * Check the oil for air compressed. * Check the compressed oil. * To press the restart button : (一) · Close the air inlet value, and press the button and open the air value. * Mandatory restart pump : 1. Take out the pump air tube. 2. Use the air gun into the pump to restart. (Please to turn step 1 and over step 2)
* Internal tank overflow	* Check outlet, pipe is block. * Water pipe keep free flowing.
* Waste oil can not be discharged.	* Oil drain valve block? * Waste oil too little? * Reset the level device?

* 以上排除故障如未能解決,請洽售服人員+886-4-2520 - 5630

名稱與規格

規格說明/Spec

Model				
Machine Size 機台尺寸(LxWxH)	350X220X560	440X250X870	350X280X850	350X280X850
Packing Size 包裝尺寸(LxWxH)	520X290X610	530X380X900	500X300X860	500X300X860
淨重/ N.W(KG)	23	33	40	40
毛重/ G.W(KG)	28	38	45	45
Capacity 容量(公升L)	14	32	35	35
Unit Waste Oil Tank 內建儲油容量(公升)	1.5	3.5	4.5	4.5
Timer System 時間控制	X	X	選配/OPTION	V
Air Inflate System 活氧系統	X	X	選配/OPTION	V
Efficiency Capacity 處理流量(L/min)	8	12~20	12~20	25
Extra Waste Oil Tank 儲油外掛桶	X	選配/OPTION		
Filter 濾罐容量(ml)	500	500	1000	1000
Double Filtration 多重過濾系統	X	選配/OPTION	X	X

Specifications are subject to change for improvement and modification prior notice.
本公司保有以上更改之設計,尺寸規格及機械結構之權利。產品規格依實物為準

現場安裝實拍



保固合約書 Warranty contract documents

凡向冠佳科技有限公司或冠佳科技指定之經銷商購買之新機械，
 本合約內載之機器由賣方保固一年，免費更新零件，
 但如有下列情形之一時，雖在保固期間內，需酌收費用

1. 使用失當導致故障或損壞。
2. 自行改裝而發生之故障。
3. 安裝後，自行移動或搬運而發生之故障。
4. 外力撞擊或天災。
5. 購買油水淨化機 產品時，在正常使用狀況及在保固期內，
 零件有瑕疵，總公司將予以免費更換零件。
6. 保固日期將從交貨日或安裝使用日起，提供一年保固
7. 保固期間內，若零件損壞，零件將免費提供，但不包含運費
 (需提供照片供參考)。

Contained within the machine warranty by the seller of the
 contract year free update parts ,
 But if one of the following circumstances, although within the
 warranty period, the cost of materials required to charge a fee:

1. Use misconduct cause a malfunction or damage.
2. make alterations failure occurred.
3. After installing, moving or handling their own fault occurred.
4. The external impact or natural disasters.
5. When buying water purification machine products, in normal
 conditions of use and the warranty period,
 The part is defective, we will provide a new part free of charge.
6. warranty from date of delivery date or the date of installation,
 one-year warranty
7. warranty period, if the damaged parts,
 replacement parts will be provided free of
 charge, but do not include shipping
 (Must provide photos for reference).



年 月 日